



MODULE HANDBOOK ENGLISH



**BACHELOR DEGREE PROGRAM
DEPARTMENT OF BIOMEDICAL ENGINEERING
FACULTY OF INTELLIGENT ELECTRICAL AND INFORMATICS
TECHNOLOGY**

INSTITUT TEKNOLOGI SEPULUH NOPEMBER

ENDORSEMENT PAGE




MODULE HANDBOOK

English

DEPARTMENT OF BIOMEDICAL ENGINEERING

INSTITUT TEKNOLOGI SEPULUH NOPEMBER

Number : B/21330/IT2.IX.5.1.2/PP.03.00.00/2020

Proses <i>Process</i>	Penanggung Jawab <i>Person in Charge</i>			Tanggal <i>Date</i>
	Nama <i>Name</i>	Jabatan <i>Position</i>	Tandatangan <i>Signature</i>	
Perumus <i>Preparation</i>	Ratna Rintaningrum, S.S,M.ED., Ph.D.	Dosen <i>Lecturer</i>	TTD	November 23, 2019
Pemeriksa dan Pengendalian <i>Review and Control</i>	Dr. Didik Khusnul Arif, S.Si, M.Si	Tim kurikulum <i>Curriculum team</i>	TTD	February 10, 2020
Persetujuan <i>Approval</i>		Koordinator RMK <i>Course Cluster Coordinator</i>	TTD	March 02, 2020
Penetapan <i>Determination</i>	Dr. Achmad Arifin, S.T., M.Eng.	Kepala Departemen <i>Head of Department</i>		March 09, 2020

+

MODULE HANDBOOK

ENGLISH

Module name	English	
Module level	Undergraduate	
Code	UG184914	
Course (if applicable)	English	
Semester	First Semester (Gasal)	
Person responsible for the module	Ratna Rintaningrum, S.S,M.ED., Ph.D.	
Lecturer	Dra. Endang Susilowati, M. Kes Ratna Rintaningrum, S.S., M.Ed., Ph.D Arfan Fahmi, S.S., M.Pd Umi Trisyanti, S.S., M.Pd Hermanto, S.S., M.Pd Adi Suryani, S.S., M.Ed., Ph.D Dr. Kartika Nuswantara, S.Pd., M.Pd	
Language	Bahasa Indonesia and English	
Relation to curriculum	Undergraduate degree program, mandatory , 1 st semester.	
Type of teaching, contact hours	Lectures, <60 students	
Workload	1. Lectures : 2 x 50 = 100 minutes per week. 2. Exercises and Assignments : 2 x 50 = 100 minutes per week. 3. Private learning : 2 x 50 = 100 minutes per week.	
Credit points	2 credit points (sks)	
Requirements according to the examination regulations	A student must have attended at least 75% of the lectures to sit in the exams.	
Mandatory prerequisites	-	
Learning outcomes and their corresponding PLOs	Course Learning Outcome (CLO) after completing this module, CLO 1: Students are able to arrange good and correct English sentences with sentence elements and standard English grammar.	PLO-04

	<p>CLO 2: Students are able to make good and correct paragraphs in accordance with the rules and elements of a paragraph.</p> <p>CLO 3: Students are able to explain factors that could make a successful presentation.</p> <p>CLO 4: Students are able to do the academic presentation wfor delivering fact, opinion, argumentation, question, answer and/or refutation in academic presentation activity.</p> <p>CLO 5: Students are able to implement listening strategies for answering the questions from a dialogue or conversation and monologue in English correctly and also able to taking notes correctly.</p> <p>CLO 6: Students are able to implement the proper reading strategies like scanning, skimming and reading for details also the strategy to understand vocabulary for answering the reading questions correctly.</p> <p>CLO 7: Students are able to inference, paraphrasing, and summarizing.</p> <p>CLO 8: Students are able to analyze the text pattern organizations.</p>	<p>PLO-04</p> <p>PLO-04</p> <p>PLO-12</p> <p>PLO-04</p> <p>PLO-11</p> <p>PLO-11</p> <p>PLO-11</p>
Content	This course studies basic concepts of English that include listening, speaking/presentation, reading, and writing also able to implement it for delivering idea and opinion verbally and in writing in academic field that associated with daily science and technology.	
Study and examination requirements and forms of examination	<ul style="list-style-type: none"> ● In-class exercises ● Assignment 1, 2, 3 ● Mid-term examination ● Final examination 	
Media employed	LCD, whiteboard, websites (myITS Classroom), zoom.	
Reading list	<p>Main :</p> <ol style="list-style-type: none"> 1. Becker Lucinda & Joan Van Emden, "Presentation Skills for Students, Palgrave, Macmillan, 2010 2. Hogue Ann, Oshima Alice, "Introduction to Academic Writing", Longman,1997 3. Johnston Susan S, Zukowski Jean/Faust, "Steps to Academic Reading," Heinle, Canada, 2002 4. Mikulecky, Beatrice S, "Advanced Reading Power", Pearson Education, New York, 2007 5. Preiss Sherry, "NorthStar: Listening and Speaking," Pearson Education, New York 2009 	

6. Tim Dosen Bahasa Inggris ITS, "Improving English Skills for Academic Purposes, A Conceptual and Practical Integration,"

Supporting :

1. Bonamy David, "Technical English," Pearson Education, New York, 2011

2. Fellag Linda Robinson, "College Reading," Houghton Mifflin Company, 2006

3. Fuchs Marjorie & Bonner Margaret, " Focus on Grammar; An Integrated Skills Approach," Pearson Education, Inc, 2006

4. Hague Ann, " First Steps in Academic Writing," Addison Wesley Publishing Company, 1996

5. Hockly Nicky & Dudeney Gavin, "How to Teach English with Technology, Pearson Education Limited, 2007


6. Phillipd Deborah, " Longman Preparation Course for the TOEFL Test," Pearson Education, Inc, 2003

7. Root Christine & Blanchard Karen, " Ready to Read Now, Pearson Education, New York, 2005

8. Root Christine & Blanchard Karen, " Ready to Write, Pearson Education, New York, 2003

9. Weissman Jerry, "Presenting to Win, the Art of Telling Your Story, Prentice Hall, 2006

I. Rencana Pembelajaran Semester / Semester Learning Plan

		INSTITUT TEKNOLOGI SEPULUH NOPEMBER (ITS) FACULTY OF INTELLIGENT ELECTRICAL AND INFORMATICS TECHNOLOGY DEPARTMENT OF BIOMEDICAL ENGINEERING				Document Code
SEMESTER LEARNING PLAN						
MATA KULIAH (MK) COURSE	KODE CODE	Rumpun MK Course Cluster	BOBOT (sks) Credits		SEMESTER	Tgl Penyusunan Compilation Date
Bahasa Inggris English	UG184914	ITS Compulsory	T=2	P=0	I	Oct 27, 2020
OTORISASI / PENGESAHAN AUTHORIZATION / ENDORSEMENT	Dosen Pengembang RPS Developer Lecturer of Semester Learning Plan		Koordinator RMK Course Cluster Coordinator		Ka DEPARTEMEN Head of Department	
	(Ratna Rintaningrum, S.S,M.ED., Ph.D.)		(M. Hilman Fatoni, S.T., M.T.)		(Dr. Achmad Arifin, S.T., M.Eng.)	
Capaian Pembelajaran	CPL-PRODI yang dibebankan pada MK PLO Program Charged to The Course					
Learning Outcomes	CPL-04 PLO-04	Mampu berkomunikasi secara efektif baik lisan maupun tulisan. Have good skills in oral and writing communications				
	CPL-11 PLO-11	Mampu memahami kebutuhan akan pembelajaran sepanjang hayat. Able to understand the need for lifelong learning.				
	CPL-12 PLO-12	Mampu bersikap dan berperilaku religius, nasionalis, saling menghormati, mandiri, dan gigih. Able to behave and act religiously, nationally, respectfully, independently, and persistently				
	Capaian Pembelajaran Mata Kuliah (CPMK) Course Learning Outcome (CLO) - If CLO as description capability of each Learning Stage in the course, then CLO = LLO					
	CP MK 1	Mahasiswa mampu membuat kalimat bahasa inggris yang baik dan benar sesuai dengan unsur-unsur kalimat dan tata bahasa baku bahasa Inggris.				
CLO 1	Students are able to arrange good and correct English sentences with sentence elements and standard English grammar.					
CP MK 2	Mahasiswa mampu membuat paragraf yang baik dan benar sesuai dengan kaidah dan unsur-unsur penyusun sebuah paragraf.					

	CLO 2	<i>Students are able to make good and correct paragraphs in accordance with the rules and elements of a paragraph.</i>
	CP MK 3 CLO 3	Mahasiswa mampu menjelaskan faktor-faktor yang membuat presentasi sukses dan bagus. <i>Students are able to explain factors that could make a successful presentation.</i>
	CP MK 4 CLO 4	Mahasiswa mampu melaksanakan presentasi akademik untuk menyampaikan fakta, opini, argumentasi, pertanyaan, jawaban, dan atau sanggahan dalam kegiatan presentasi akademik. <i>Students are able to do the academic presentation wfor delivering fact, opinion, argumentation, question, answer and/or refutation in academic presentation activity.</i>
	CP MK 5 CLO 5	Mahasiswa mampu menerapkan <i>listening strategies</i> untuk menjawab pertanyaan dari percakapan (<i>dialogue/conversation</i>) dan ceramah (<i>monologue</i>) dalam bahasa Inggris dengan benar serta mampu melakukan <i>note taking</i> dengan benar. <i>Students are able to implement listening strategies for answering the questions from a dialogue or conversation and monologue in English correctly and also able to taking notes correctly.</i>
	CP MK 6 CLO 6	Mahasiswa mampu menerapkan strategi membaca (<i>reading strategies</i>) yang tepat seperti <i>scanning</i> , <i>skimming</i> dan <i>reading for details</i> serta strategi memahami kosakata (<i>vocabulary</i>) untuk menjawab pertanyaan bacaan dengan benar. <i>Students are able to implement the proper reading strategies like scanning, skimming and reading for details also the strategy to understand vocabulary for answering the reading questions correctly.</i>
	CP MK 7 CLO 7	Mahasiswa mampu melakukan inferensi, membuat parafrase (<i>paraphrasing</i>) dan ringkasan (<i>summarizing</i>). <i>Students are able to inference, paraphrasing, and summarizing.</i>
	CP MK 8 CLO 8	Mahasiswa mampu menganalisis struktur organisasi bacaan (<i>text pattern organizations</i>) <i>Students are able to analyze the text pattern organizations.</i>

Peta CPL – CP MK												
<i>Map of PLO - CLO</i>	CPL-01	CPL-02	CPL-03	CPL-04	CPL-05	CPL-06	CPL-07	CPL-08	CPL-09	CPL-10	CPL-11	CPL-12
CPMK 1 / SUB CPMK 1 <i>CLO 1 / LLO 1</i>				√								
CPMK 2 / SUB CPMK 2 <i>CLO 2 / LLO 2</i>				√								
CPMK 3 / SUB CPMK 3 <i>CLO 3 / LLO 3</i>				√								
CPMK 4 / SUB CPMK 4 <i>CLO 4 / LLO 4</i>												√
CPMK 5 / SUB CPMK 5 <i>CLO 5 / LLO 5</i>				√								
CPMK 6 / SUB CPMK 6 <i>CLO 6 / LLO 6</i>											√	
CPMK 7 / SUB CPMK 7 <i>CLO 7 / LLO 7</i>											√	
CPMK 8 / SUB CPMK 8 <i>CLO 8 / LLO 8</i>											√	
Diskripsi Singkat MK	Pada mata kuliah ini, mahasiswa akan belajar konsep-konsep dasar berbahasa Inggris yang meliputi ketrampilan menyimak (listening), berbicara (speaking/presentation), membaca (reading) dan menulis (writing) dan mampu menerapkannya untuk mengungkapkan ide dan pikirannya secara lisan dan tertulis di dalam kehidupan akademik yang berkaitan dengan sains dan teknologi serta sehari-hari.											

Short Description of Course	<i>This course studies basic concepts of English that include listening, speaking/presentation, reading, and writing also able to implement it for delivering idea and opinion verbally and in writing in academic field that associated with daily science and technology.</i>
Bahan Kajian: Materi pembelajaran Course Materials:	<ol style="list-style-type: none"> 1. <i>Developing effective English sentence</i> 2. <i>Developing good paragraph</i> 3. <i>Academic Presentation preparation</i> 4. <i>Academic presentations and discussion</i> 5. <i>Llistening to various conversations and talks</i> 6. <i>Reading for Uunderstanding: strategies and application</i> 7. <i>Making inferences, paraphrasing and summarising</i> 8. <i>Text pattern organizations</i>
Pustaka References	<p>Utama / Main:</p> <ol style="list-style-type: none"> 1. Becker Lucinda & Joan Van Emden, "Presentation Skills for Students, Palgrave, Macmillan, 2010 2. Hogue Ann, Oshima Alice, "Introduction to Academic Writing", Longman,1997 3. Johnston Susan S, Zukowski Jean/Faust, "Steps to Academic Reading," Heinle, Canada, 2002 4. Mikulecky, Beatrice S, "Advanced Reading Power", Pearson Education, New York, 2007 5. Preiss Sherry, "NorthStar: Listening and Speaking," Pearson Education, New York 2009 6. Tim Dosen Bahasa Inggris ITS, "Improving English Skills for Academic Purposes, A Conceptual and Practical Integration," <p>Pendukung / Supporting:</p> <ol style="list-style-type: none"> 1. Bonamy David, "Technical English," Pearson Education, New York, 2011 2. Fellag Linda Robinson, "College Reading," Houghton Mifflin Company, 2006 3. Fuchs Marjorie & Bonner Margaret, " Focus on Grammar; An Integrated Skills Approach," Pearson Education, Inc, 2006 4. Hague Ann, " First Steps in Academic Writing," Addison Wesley Publishing Company, 1996 5. Hockly Nicky & Dudeney Gavin, "How to Teach English with Technology, Pearson Education Limited, 2007 6. Phillipd Deborah, " Longman Preparation Course for the TOEFL Test," Pearson Education, Inc, 2003 7. Root Christine & Blanchard Karen, " Ready to Read Now, Pearson Education, New York, 2005 8. Root Christine & Blanchard Karen, " Ready to Write, Pearson Education, New York, 2003 9. Weissman Jerry, "Presenting to Win, the Art of Telling Your Story, Prentice Hall, 2006
Dosen Pengampu Lecturers	<p>Dra. Endang Susilowati, M. Kes Ratna Rintaningrum, S.S., M.Ed., Ph.D Arfan Fahmi, S.S., M.Pd Umi Trisyanti, S.S., M.Pd</p>

	Hermanto, S.S., M.Pd Adi Suryani, S.S., M.Ed., Ph.D Dr. Kartika Nuswantara, S.Pd., M.Pd						
Matakuliah syarat Prerequisite	-						
Mg ke/ Week	Kemampuan akhir tiap tahapan belajar (Sub-CPMK) / <i>Final ability of each learning stage (LLO)</i>	Penilaian / Assessment		Bentuk Pembelajaran; Metode Pembelajaran; Penugasan Mahasiswa; [Estimasi Waktu] / <i>Form of Learning; Learning Method; Student Assignment;</i> [Estimated Time]		Materi Pembelajaran [Pustaka] / <i>Learning Material</i> [Reference]	Bobot Penilaian /Assessment Load (%)
		Indikator / <i>Indicator</i>	Kriteria & Teknik / <i>Criteria & Techniques</i>	Tatap Muka / <i>In-class</i> (5)	Daring / <i>Online</i> (6)		
(1)	(2)	(3)	(4)	(5)	(6)	(7)	(8)
1-5	<p>CPMK 1: Mahasiswa mampu membuat kalimat bahasa Inggris yang baik dan benar sesuai dengan unsur-unsur kalimat dan tata bahasa baku bahasa Inggris.</p> <p>CLO 1: <i>Students are able to arrange good and correct English sentences with</i></p>	<ul style="list-style-type: none"> Mampu menulis kalimat dengan benar <i>Able to write sentences correctly.</i> 	<p>Non-tes :</p> <ul style="list-style-type: none"> Latihan Tugas <p>Tes :</p> <ul style="list-style-type: none"> Kuis <p>Non-test :</p> <ul style="list-style-type: none"> Exercise Assignment <p>Test :</p>	<ul style="list-style-type: none"> Kuliah, tutorial, responsi. 5 x [TM : 2 x 50"] 5 x [BM : 2 x 50"] 5 x [PT : 2 x 50"] 	<ul style="list-style-type: none"> Chatting dan diskusi dalam forum platform ITS. <i>Chat and discussion in ITS platform forum.</i> 	<ul style="list-style-type: none"> <i>Improving English Skills for Academic Purpose, A Conceptual and Practical Integration page 1-28</i> <i>Hogue Ann, Oshima Alice,</i> 	20

	<p><i>sentence elements and standard English grammar.</i></p> <p>CPMK 2: Mahasiswa mampu membuat paragraf yang baik dan benar sesuai dengan kaidah dan unsur-unsur penyusun sebuah paragraf.</p> <p>CLO 2: <i>Students are able to make good and correct paragraphs in accordance with the rules and elements of a paragraph.</i></p>	<ul style="list-style-type: none"> • Menulis paragraf dengan benar • <i>Writing paragraph correctly.</i> 	<ul style="list-style-type: none"> • Quiz 	<ul style="list-style-type: none"> • <i>Presentation, tutorial and respons.</i> 5 x [FF : 1 x 50"] 5 x [SA : 1 x 50"] 5 x [SS : 1 x 50"] 		<p><i>"Introduction to Academic Writing", Longman, 1997.</i></p>	
6-8	<p>CPMK 3: Mahasiswa mampu menjelaskan faktor-faktor yang membuat presentasi sukses dan bagus</p> <p>CLO 3: <i>Students are able to explain factors that could make a successful presentation.</i></p>	<ul style="list-style-type: none"> • Menjelaskan faktor-faktor yang membuat presentasi menjadi baik atau jelek dan mempersiapkan materi presentasi • <i>Explaining factors that could make a good or bad presentation and preparing the presentation materials.</i> 	<p>Non-tes : Presentasi dan observasi</p> <p>Non-test : <i>Presentation and observation</i></p>	<ul style="list-style-type: none"> • Diskusi kelompok dan simulasi. 3 x [TM : 2 x 50"] 3 x [BM : 2 x 50"] 3 x [PT : 2 x 50"] • <i>Group discussion and simulation</i> 3 x [FF : 2 x 50"] 		<ul style="list-style-type: none"> • <i>Improving English Skills for Academic Purposes, A Conceptual and Practical Integration page 29-46</i> • <i>Becker Lucinda & Joan Van Emden, "Presentation Skills for Students", Palgrave, Macmillan, 2010.</i> 	25


	<p>CPMK 4: Mahasiswa mampu melaksanakan presentasi akademik untuk menyampaikan fakta, opini, argumentasi, pertanyaan, jawaban, dan atau sanggahan dalam kegiatan presentasi akademik.</p> <p>CLO 4: <i>Students are able to do the academic presentation wfor delivering fact, opinion, argumentation, question, answer and/or refutation in academic presentation activity.</i></p>	<ul style="list-style-type: none"> ● Melaksanakan presentasi dan atau diskusi tanya jawab ● <i>Presentating and or question and answer discussion.</i> 		<p>3 x [SA : 2 x 60"] 3 x [SS : 2 x 60"]</p>			
9-11	<p>CPMK 5: Mahasiswa mampu menerapkan <i>listening strategies</i> untuk menjawab pertanyaan dari percakapan (<i>dialogue/conversation</i>) dan ceramah (<i>monologue</i>) dalam bahasa Inggris dengan benar serta mampu melakukan <i>note taking</i> dengan benar.</p> <p>CLO 5: <i>Students are able to implement listening strategies</i></p>	<ul style="list-style-type: none"> ● Menjelaskan atau menjawab isi wacana lisan dari dialog dan monolog. ● <i>Explaining or answering content of</i> 	<p>Tes: Tes tertulis</p> <p>Non-test :</p>	<ul style="list-style-type: none"> ● Kuliah, tutorial dan responsi [TM : 2 x 50"] [BM : 2 x 50"] [PT : 2 x 50"] ● <i>Presentation, tutorial and responsi.</i> [FF : 2 x 50"] [SA : 2 x 50"] [SS : 2 x 50"] 		<ul style="list-style-type: none"> ● <i>Improving English Skills for Academic Purposes, A Conceptual and Practical Integration.</i> 	25

	<i>for answering the questions from a dialogue or conversation and monologue in English correctly and also able to taking notes correctly</i>	<i>verbal discourse from dialogue and monologue.</i>	<i>Written test.</i>				
12-13	<p>CPMK 6: Mahasiswa mampu menerapkan strategi membaca (<i>reading strategies</i>) yang tepat seperti <i>scanning</i>, <i>skimming</i> dan <i>reading for details</i> serta strategi memahami kosakata (<i>vocabulary</i>) untuk menjawab pertanyaan bacaan dengan benar.</p> <p>CLO 6: <i>Students are able to implement the proper reading strategies like scanning, skimming and reading for details also the strategy to understand vocabulary for answering the reading questions correctly.</i></p>	<ul style="list-style-type: none"> Menjelaskan isi bahan bacaan dan menjawab pertanyaan dengan benar tentang suatu bahan bacaan. <i>Explaining reading content and answering the questions correctly about a reading material.</i> 	<p>Tes :</p> <p>Tes tertulis</p> <p>Non-test :</p> <p><i>Written test</i></p>	<ul style="list-style-type: none"> Kuliah, tutorial dan responsi [TM : 2 x 50"] [BM : 2 x 50"] [PT : 2 x 50"] <i>Presentation, tutorial and responsi.</i> [FF : 2 x 50"] [SA : 2 x 50"] [SS : 2 x 50"] 		<ul style="list-style-type: none"> <i>Improving English Skills for Academic Purposes, A Conceptual and Practical Integration.</i> 	20
14	<p>CPMK 7: Mahasiswa mampu melakukan inferensi, membuat parafrase (<i>paraphrasing</i>) dan ringkasan (<i>summarizing</i>).</p>	<ul style="list-style-type: none"> Melakukan inferensi Membuat parafrasa dari kalimat atau suatu bacaan Membuat ringkasan dari suatu bacaan 	<p>Non tes:</p> <p>Tugas mandiri</p> <p>Non-test:</p> <p><i>Self-assignment.</i></p>	<ul style="list-style-type: none"> Kuliah dan diskusi [TM : 2 x 50"] [BM : 2 x 50"] [PT : 2 x 50"] 		<ul style="list-style-type: none"> <i>Improving English Skills for Academic Purposes, A Conceptual and Practical Integration.</i> 	5

	CLO 7: Students are able to inference, paraphrasing, and summarizing.	<ul style="list-style-type: none"> ● Create inference ● Create paraphrase from sentences or reading material ● Summarizing reading material. 		<ul style="list-style-type: none"> ● Presentation and discussion [FF : 2 x 50"] [SA : 2 x 50"] [SS : 2 x 50"] 			
15	<p>CPMK 8: Mahasiswa mampu menganalisis struktur organisasi bacaan (text pattern organizations).</p> <p><i>Students are able to analyze the text pattern organizations.</i></p>	<ul style="list-style-type: none"> ● Menjelaskan pola bacaan (<i>text pattern organizations</i>) dan menentukan <i>signal words</i> yang digunakan. ● Explaining reading pattern (<i>text pattern organizations</i>) and defining the signal words that can be used. 	<p>Non tes: Tugas mandiri</p> <p>Non-test: <i>Self-assignment.</i></p>	<ul style="list-style-type: none"> ● Kuliah dan diskusi [TM : 2 x 50"] [BM : 2 x 50"] [PT : 2 x 50"] ● Presentation and discussion [FF : 2 x 50"] [SA : 2 x 50"] [SS : 2 x 50"] 		<ul style="list-style-type: none"> ● <i>Improving English Skills for Academic Purposes, A Conceptual and Practical Integration.</i> 	5
15-16	EVALUASI AKHIR SEMESTER FINAL-SEMESTER EXAM						

TM=Tatap Muka, PT=Penugasan Terstruktur, BM=Belajar Mandiri.
FF = Face to Face, SA = Structured Assignment, SS = Self Study.

II. Rencana Asesmen & Evaluasi (RAE) / *Assessment & Evaluation Plan*

	ASSESSMENT & EVALUATION PLAN BACHELOR DEGREE PROGRAM OF BIOMEDICAL ENGINEERING - FTEIC ITS Course : English		RA&E
			Write Doc Code
Kode/code: UG184914	Bobot sks/credits (T/P): 2/0	Rumpun MK: ITS Compulsory Course Cluster: ITS Compulsory	Smt: I
OTORISASI AUTHORIZATION	Penyusun RA & E Compiler A&EP Ratna Rintaningrum, S.S,M.ED., Ph.D.	Koordinator RMK Course Cluster Coordinator Muhammad Hilman Fatoni, S.T., M.T.	Ka DEP Head of DEP Dr. Achmad Arifin, S.T., M.Eng.

Mg ke/Week (1)	Sub CP-MK / Lesson Learning Outcomes (LLO) (2)	Bentuk Asesmen (Penilaian) Form of Assessment (3)	Bobot / Load (%) (4)
1-5	<p>CPMK 1: Mahasiswa mampu membuat kalimat bahasa Inggris yang baik dan benar sesuai dengan unsur-unsur kalimat dan tata bahasa baku bahasa Inggris.</p> <p>CLO 1: <i>Students are able to arrange good and correct English sentences with sentence elements and standard English grammar.</i></p> <p>CPMK 2: Mahasiswa</p>	<p>Non-tes :</p> <ul style="list-style-type: none"> • Latihan • Tugas <p>Tes :</p> <ul style="list-style-type: none"> • Kuis <p>Non-test :</p> <ul style="list-style-type: none"> • Exercise • Assignment <p>Test :</p> <ul style="list-style-type: none"> • Quiz 	20

	<p>mampu membuat paragraf yang baik dan benar sesuai dengan kaidah dan unsur-unsur penyusun sebuah paragraf.</p> <p>CLO 2: <i>Students are able to make good and correct paragraphs in accordance with the rules and elements of a paragraph.</i></p>		
6-8	<p>CPMK 3: Mahasiswa mampu menjelaskan faktor-faktor yang membuat presentasi sukses dan bagus</p> <p>CLO 3: <i>Students are able to explain factors that could make a successful presentation.</i></p> <p>CPMK 4: Mahasiswa mampu melaksanakan presentasi akademik untuk menyampaikan fakta, opini, argumentasi, pertanyaan, jawaban, dan atau sanggahan dalam kegiatan</p>	<p>Non-tes : Presentasi dan observasi</p> <p>Non-test : <i>Presentation and observation</i></p>	25

	<p>presentasi akademik.</p> <p>CLO 4: <i>Students are able to do the academic presentation wfor delivering fact, opinion, argumentation, question, answer and/or refutation in academic presentation activity.</i></p>		
9-11	<p>CPMK 5: Mahasiswa mampu menerapkan <i>listening strategies</i> untuk menjawab pertanyaan dari percakapan (<i>dialogue/conversation</i>) dan ceramah (<i>monologue</i>) dalam bahasa Inggris dengan benar serta mampu melakukan <i>note taking</i> dengan benar.</p> <p>CLO 5: <i>Students are able to implement listening strategies for answering the questions from a dialogue or conversation and monologue in English correctly and also able to taking notes correctly</i></p>	<p>Tes: Tes tertulis</p> <p>Non-test : <i>Written test.</i></p>	25

<p>12-13</p>	<p>CPMK 6: Mahasiswa mampu menerapkan strategi membaca (<i>reading strategies</i>) yang tepat seperti <i>scanning</i>, <i>skimming</i> dan <i>reading for details</i> serta strategi memahami kosakata (<i>vocabulary</i>) untuk menjawab pertanyaan bacaan dengan benar.</p> <p><i>CLO 6: Students are able to implement the proper reading strategies like scanning, skimming and reading for details also the strategy to understand vocabulary for answering the reading questions correctly.</i></p>	<p>Tes : Tes tertulis</p> <p>Non-test : <i>Written test</i></p>	<p>20</p>
<p>14</p>	<p>CPMK 7: Mahasiswa mampu melakukan inferensi, membuat parafrase (<i>paraphrasing</i>) dan ringkasan (<i>summarizing</i>).</p>	<p>Non tes: Tugas mandiri</p>	<p>5</p>

	CLO 7: Students are able to inference, paraphrasing, and summarizing.	Non-test: Self-assignment.	
15	CPMK 8: Mahasiswa mampu menganalisis struktur organisasi bacaan (text pattern organizations). CLO 8: Students are able to analyze the text pattern organizations.	Non tes: Tugas mandiri Non-test: Self-assignment.	5
16	Evaluasi Akhir Final Exam	Tes: Ujian Tulis/Ujian Daring Test: Writing Exams / Online Exams	
Total bobot penilaian Total assessment load			100%

● **Indikator Pencapaian CPL Pada MK / *Indicator of PLO achievement charged to the course***

CPL yang dibebankan pada MK / <i>PLO charged to the course</i>	CPMK / <i>Course Learning Outcome (CLO)</i>	Minggu ke / <i>Week</i>	Bentuk Asesmen / <i>Form of Assessment</i>	Bobot / <i>Load (%)</i>
CPL-04 / <i>PLO-04</i>	CPMK 1 / <i>CLO 1</i>	<i>Week- 1-5</i>	<i>Exercise, Assignment and Quiz</i>	20
	CPMK 2 / <i>CLO 2</i>			
	CPMK 5 / <i>CLO 5</i>	<i>Week- 9-11</i>	<i>Written Test</i>	25
	CPMK 3 / <i>CLO 3</i>	<i>Week- 6-8</i>	<i>Presentation and Observation</i>	25
CPL-12 / <i>PLO-12</i>	CPMK 4 / <i>CLO 4</i>			
CPL-11 / <i>PLO-11</i>	CPMK 6 / <i>CLO 6</i>	<i>Week- 12-13</i>	<i>Written Test</i>	20
	CPMK 7 / <i>CLO 7</i>	<i>Week- 14</i>	<i>Self Assignment</i>	5
	CPMK 8 / <i>CLO 8</i>	<i>Week- 15</i>	<i>Self Assignment</i>	5
				∑ = 100%

No	<i>Form of Assessment</i>	<i>PLO-01</i>	<i>PLO-02</i>	<i>PLO-03</i>	<i>PLO-04</i>	<i>PLO-05</i>	<i>PLO-06</i>	<i>PLO-07</i>	<i>PLO-08</i>	<i>PLO-09</i>	<i>PLO-10</i>	<i>PLO-11</i>	<i>PLO-12</i>	<i>Total</i>
1	<i>Exercise, Assignment and Quiz</i>				0.2									0.2
2	<i>Written Test</i>				0.25							0.2		0.45
3	<i>Presentation and Observation</i>				0.15								0.1	0.25
4	<i>Self Assignmetn</i>											0.1		0.1
	<i>Total</i>				0.6							0.3	0.1	1