



PANDUAN PEMBAHARUAN PROFIL SINTA

(PART-3: UPDATE SINTA)

Pusat Publikasi Ilmiah
@April 2022

LANGKAH UPDATE PROFIL SINTA (GARUDA-ID DAN PUBLONS-ID)

1. Membuat/Mencari Garuda-ID
2. Membuat/Profil Publons-ID
3. **Meperbaharui Profil Sinta (Garuda-ID dan Publons-ID)**

MEMPERBAHARUI AKUN SINTA

(UPDATE GARUDA-ID DAN PUBONS-ID)

Untuk menambahkan data garuda-id, publons-id, dan research-id pada akun sinta bapak/ibu, silahkan mengikuti langkah berikut:


- Kunjungi situs web sinta (<https://sinta.kemdikbud.go.id/>).
- Klik **Login**.


The screenshot shows the homepage of the Sinta Indonesia website. The navigation menu at the top includes: HOME, ABOUT, AUTHORS, SUBJECTS, AFFILIATIONS, SOURCES, REGISTRATION, and AUTHOR LOGIN (circled in red). Below the navigation menu, there is a yellow banner with the text "New! - Science And Technology Index (SINTA) Version 3.0" and a "Click Here" button. The main content area features a large Christmas greeting banner with the text "Selamat Natal Dan Tahun Baru 2022" and logos for GARUDA, Sinta, RAMA, ANJANI, IdMenulis, and Arjuna. At the bottom, there is a search bar and several quick links: "Show Statistic", "ASEAN Benchmarking", "★ Top 50 Authors", and "🏆 Top 100 Affiliations".

MEMPERBAHARUI AKUN SINTA

(UPDATE GARUDA-ID DAN PUBONS-ID)

- Isi username dan password yang bersesuaian
- Klik **Login**.



 **SINTA User Login**

Username

Password

[Forget Password?](#)

[Login](#)

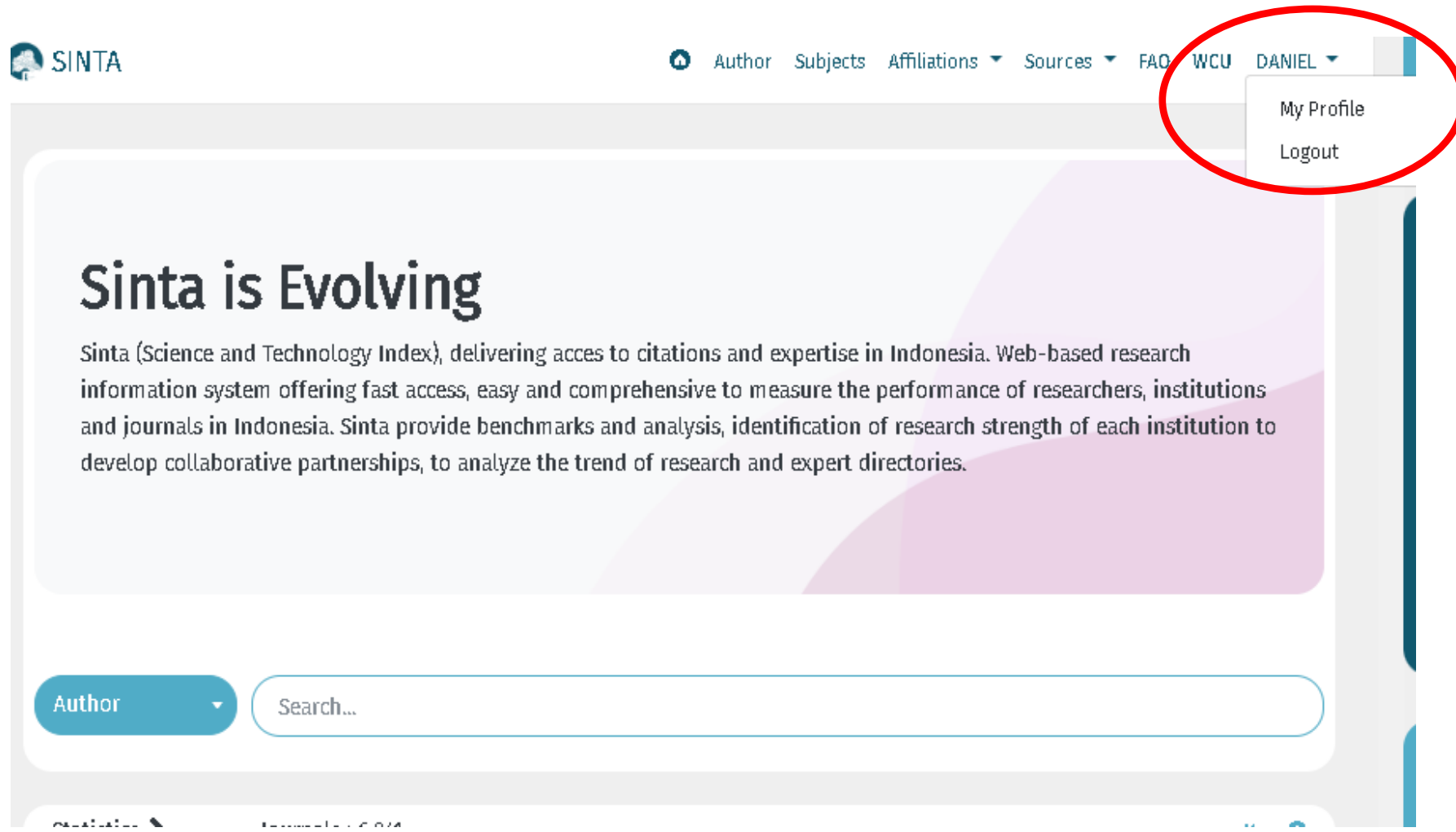
Don't have an Account? [Register](#)

Back to [Home](#)

MEMPERBAHARUI AKUN SINTA

(UPDATE GARUDA-ID DAN PUBONS-ID)

- Sistem menampilkan laman Sinta.
- Silahkan klik pada nama bapak/ibu (di sebelah kanan)
- Kemudian klik **My Profile**.



The screenshot shows the SINTA website interface. At the top left, there is a logo for SINTA. In the top right corner, there is a navigation menu with items: Author, Subjects, Affiliations, Sources, FAQ, WCU, and DANIEL. The DANIEL item is highlighted with a red circle, and a dropdown menu is open below it, showing two options: My Profile and Logout. Below the navigation menu, there is a large banner with the text "Sinta is Evolving" and a paragraph describing the system. At the bottom, there is a search bar with a dropdown menu set to "Author" and a search input field.

MEMPERBAHARUI AKUN SINTA

(UPDATE GARUDA-ID DAN PUBONS-ID)

- Sistem menampilkan laman Dashboard.
- Silahkan klik pada nama bapak/ibu (di sebelah kanan)

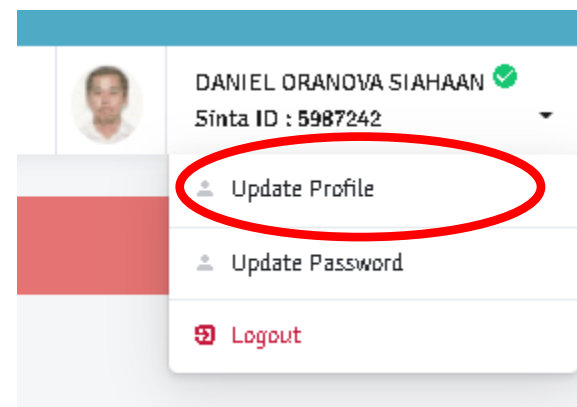
The screenshot displays the SINTA Executive dashboard. At the top right, the user profile for Daniel Oranova Siahaan is shown, with a red circle highlighting the name and SINTA ID (5987242). A red warning banner below the profile states: "Attention! Your Password is not secure. Please change your password in menu Update Password". The main content area is titled "Your Overview" and features six metric cards:

Metric	Value
SINTA SCORE OVERALL	1.921
SINTA SCORE 3YR	963
AFFILIATION SCORE OVERALL	0
AFFILIATION SCORE 3YR	0
SCOPUS H-INDEX	8
WOS H-INDEX	4
GOOGLE SCHOLAR H-INDEX	13

MEMPERBAHARUI AKUN SINTA

(UPDATE GARUDA-ID DAN PUBONS-ID)

- Sistem menampilkan submenu.
- Klik pada submenu **Update Profile**



- Sistem menampilkan laman profil bapak/ibu.

SINTA Profile

Status: Lecturer (dropdown) | NIDN / NIDK / NUP / NIP: 0023117409 | Sync PDDIKTI

Name (without title): DANIEL ORANOVA SIAHAAN | Affiliation: Institut Teknologi Sepuluh Nopember

Google Scholar ID: cqAHkJ4AAAAJ | Scopus ID: 35849297000

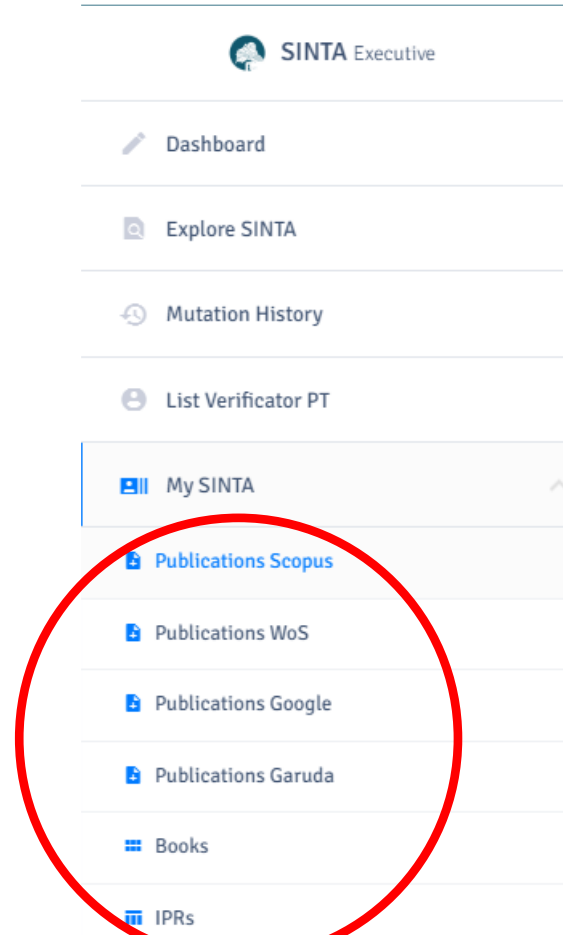
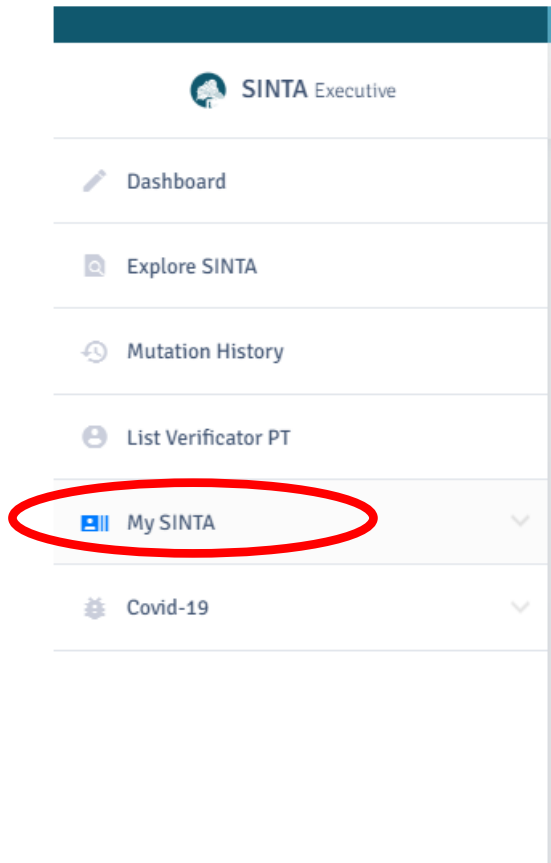
Researcher ID: F-7506-2011 | Publon ID: 2778581 | Garuda ID: 379272

ID Card Number (No. KTP Only):

- Silahkan diisi dengan data yang bersesuaian.
- Kemudian klik tombol **Update Profile** di bagian bawah.

SINKRONISASI DATA PUBLIKASI DI SINTA

- Setelah update profil selesai. Langkah selanjutnya adalah melakukan sinkronisasi data publikasi Scopus, WoS, Garuda, dan Google Scholar.
- Klik menu MySinta di sisi kiri.
- Kemudian, pilih salah satu data yang hendak disinkronisasi



SINKRONISASI DATA PUBLIKASI DI SINTA

- Misalnya, jika hendak sinkronisasi data Scopus, klik Publication Scopus.
- Sistem akan menampilkan data publikasi Scopus bapak/ibu

The screenshot displays the SINTA Publication Scopus interface. At the top right, the user profile for DANIEL ORANOVA SIAHAAN is visible, with a Sinta ID of 5987242. Below the profile is a red notification bar. The main content area is titled "PUBLICATION Scopus" and includes a search bar and two buttons: "Reset Document" and "Req. Synchronization".

On the left side, there are filter and sorting options:

- Filter Quartile:** Includes checkboxes for Quartile 1, Quartile 2, Quartile 3, Quartile 4, and No Quartile, along with "Filter" and "Reset" buttons.
- Sort By:** A dropdown menu currently set to "Year".

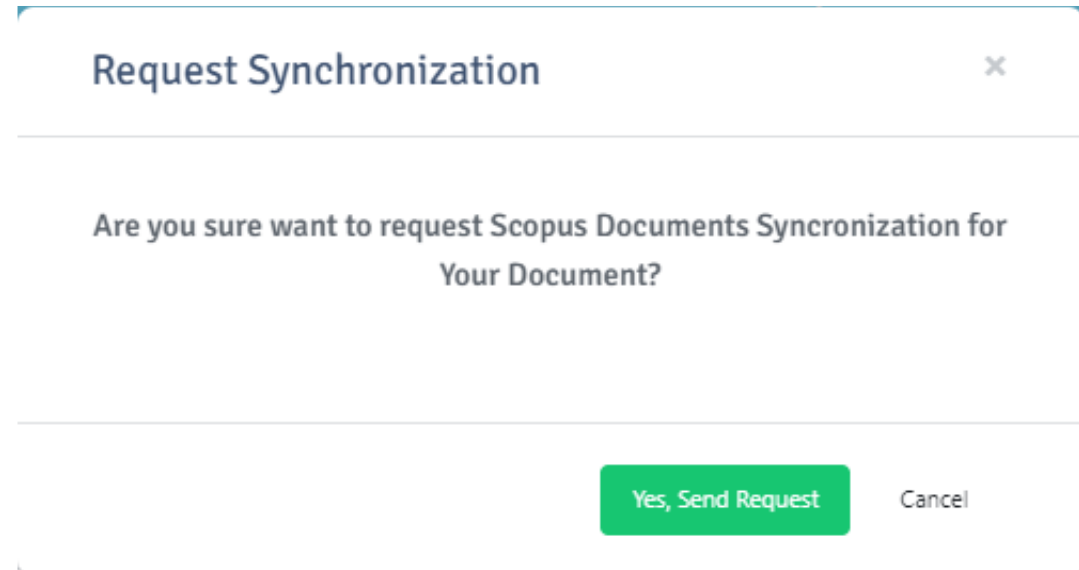
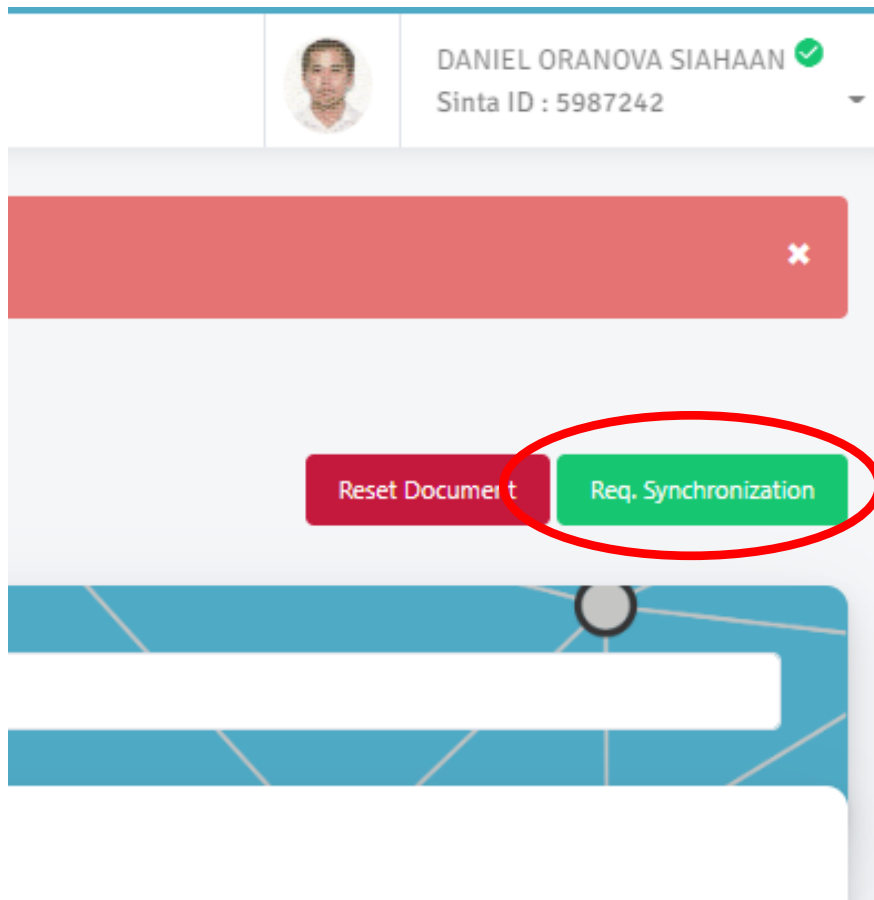
The main area shows a list of publications. The first three are visible:

Quartile	Title	Creator	Journal	Year	Cited
Q1	Automatic question generation with various difficulty levels based on knowledge ontology using a query template	Kusuma S.F. Knowledge-Based Systems	Journal	publish at 2022	0 cited
Q3	Software similarity measurements using UML diagrams: A systematic literature review	Triandini E. Register: Jurnal Ilmiah Teknologi Sistem Informasi	Journal	publish at 2022	0 cited
no-Q	Bidirectional Long Short-Term Memory for Entailment Identification in Requirement Specifications Using Information from Use Case Diagrams	Firmawan D.B. 2021 International Seminar on Machine Learning, Optimization, and Data Science, ISMODE 2021	Conference Proceedin	publish at 2022	0 cited

Page 1 of 7 | Total Records : 70

SINKRONISASI DATA PUBLIKASI DI SINTA

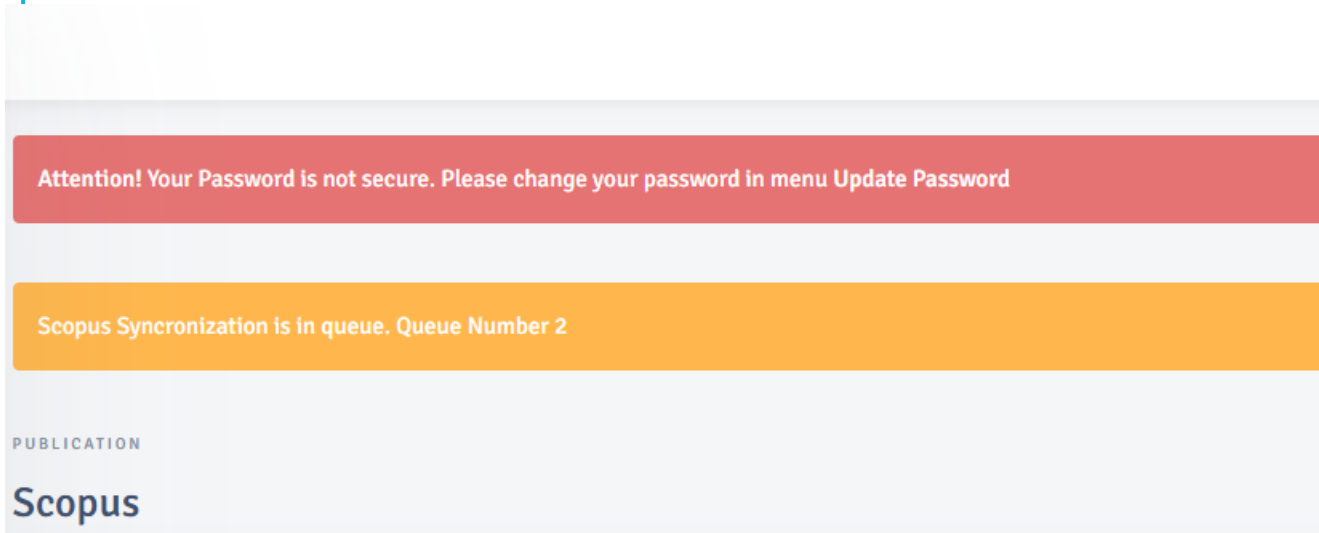
- Kemudian, klik tombol **Req. Synchronization** yang ada di kanan atas Sistem akan menampilkan data publikasi Scopus bapak/ibu



- Kemudian, muncul pop up windows seperti di atas. Klik tombol **Yes, Send Request**

SINKRONISASI DATA PUBLIKASI DI SINTA

- Jika berhasil, maka akan keluar pesan seperti di bawah.



- Hal yang sama dapat dilakukan untuk data publikasi yang lain.

