

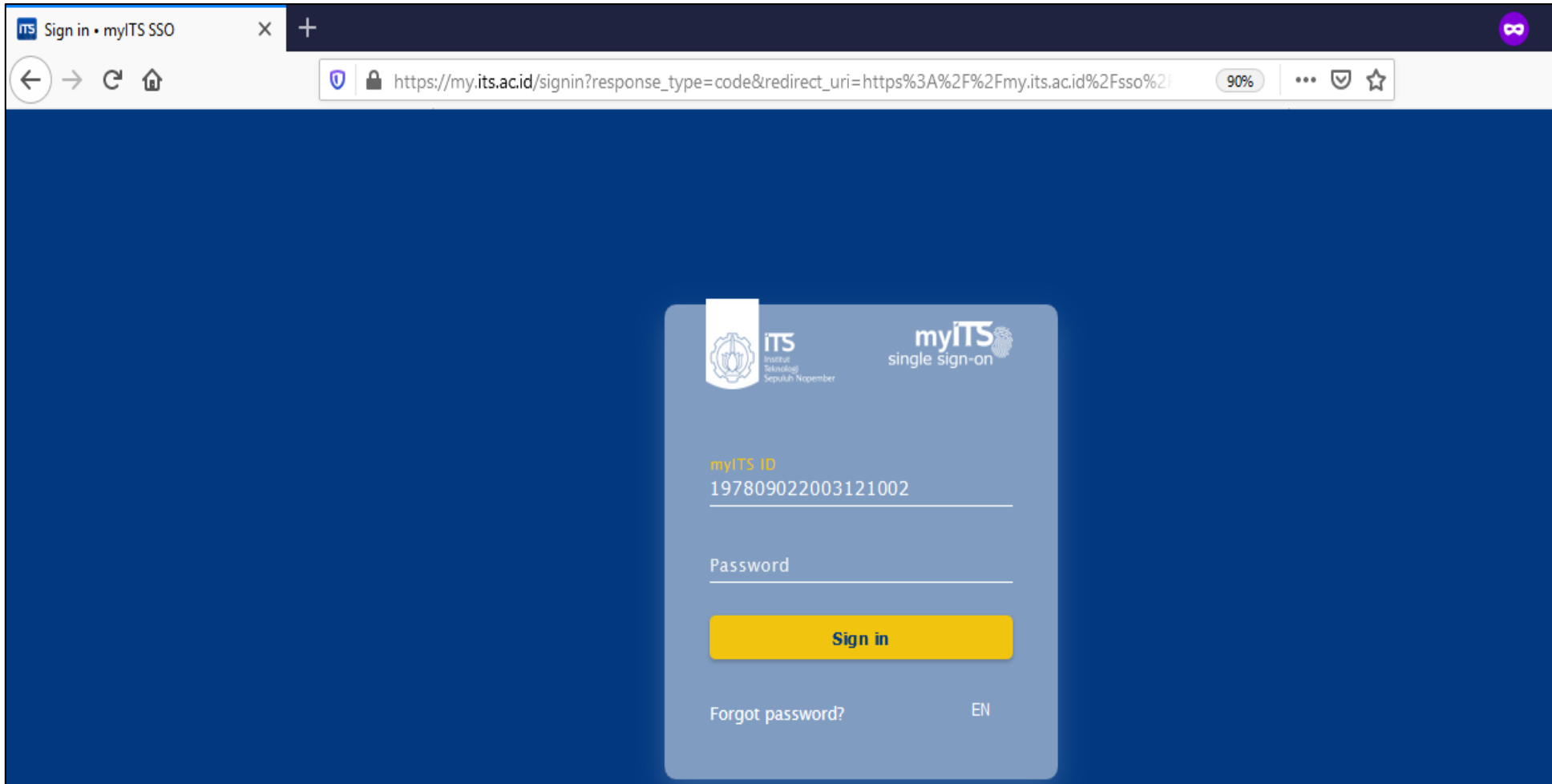
# TATA CARA PENILAIAN MELALUI SIMPEL ITS

**KEGIATAN SELEKSI PROPOSAL PENELITIAN DAN  
PENGABDIAN KEPADA MASYARAKAT ITS  
TAHUN ANGGARAN 2021**

**DRPM – ITS  
MARET 2021**

# TATA CARA PENILAIAN MELALUI SIMPEL ITS

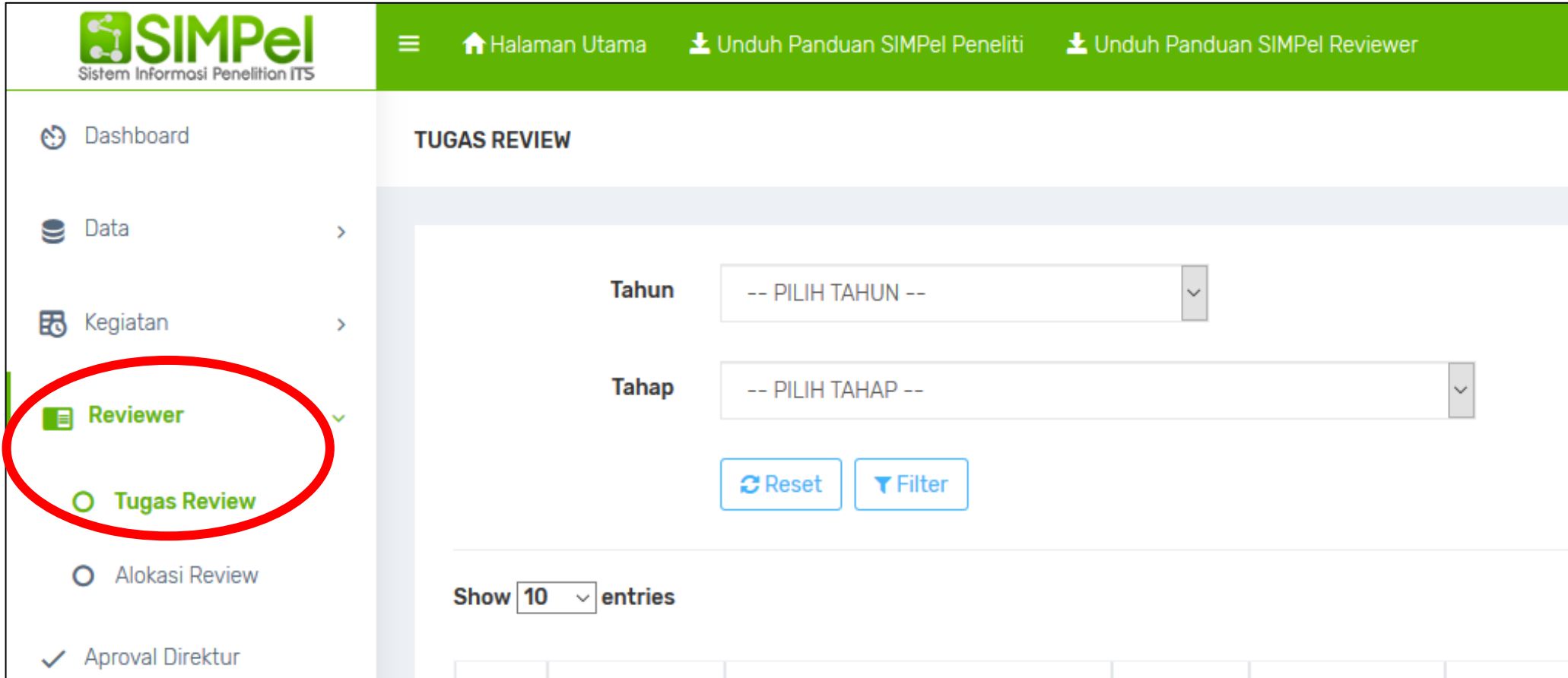
1. Isikan myITS ID dan password di halaman MyITS Single Sign On (<https://my.its.ac.id/>)



The screenshot shows a web browser window with the URL [https://my.its.ac.id/signin?response\\_type=code&redirect\\_uri=https%3A%2F%2Fmy.its.ac.id%2Ffso%2F](https://my.its.ac.id/signin?response_type=code&redirect_uri=https%3A%2F%2Fmy.its.ac.id%2Ffso%2F). The page features a dark blue background with a central white login form. The form includes the ITS logo (Institut Teknologi Sepuluh Nopember) and the myITS single sign-on logo. Below the logos, there are two input fields: one for the myITS ID (containing the number 197809022003121002) and one for the Password. A yellow 'Sign in' button is positioned below the password field. At the bottom of the form, there are links for 'Forgot password?' and 'EN'.

# TATA CARA PENILAIAN MELALUI SIMPEL ITS

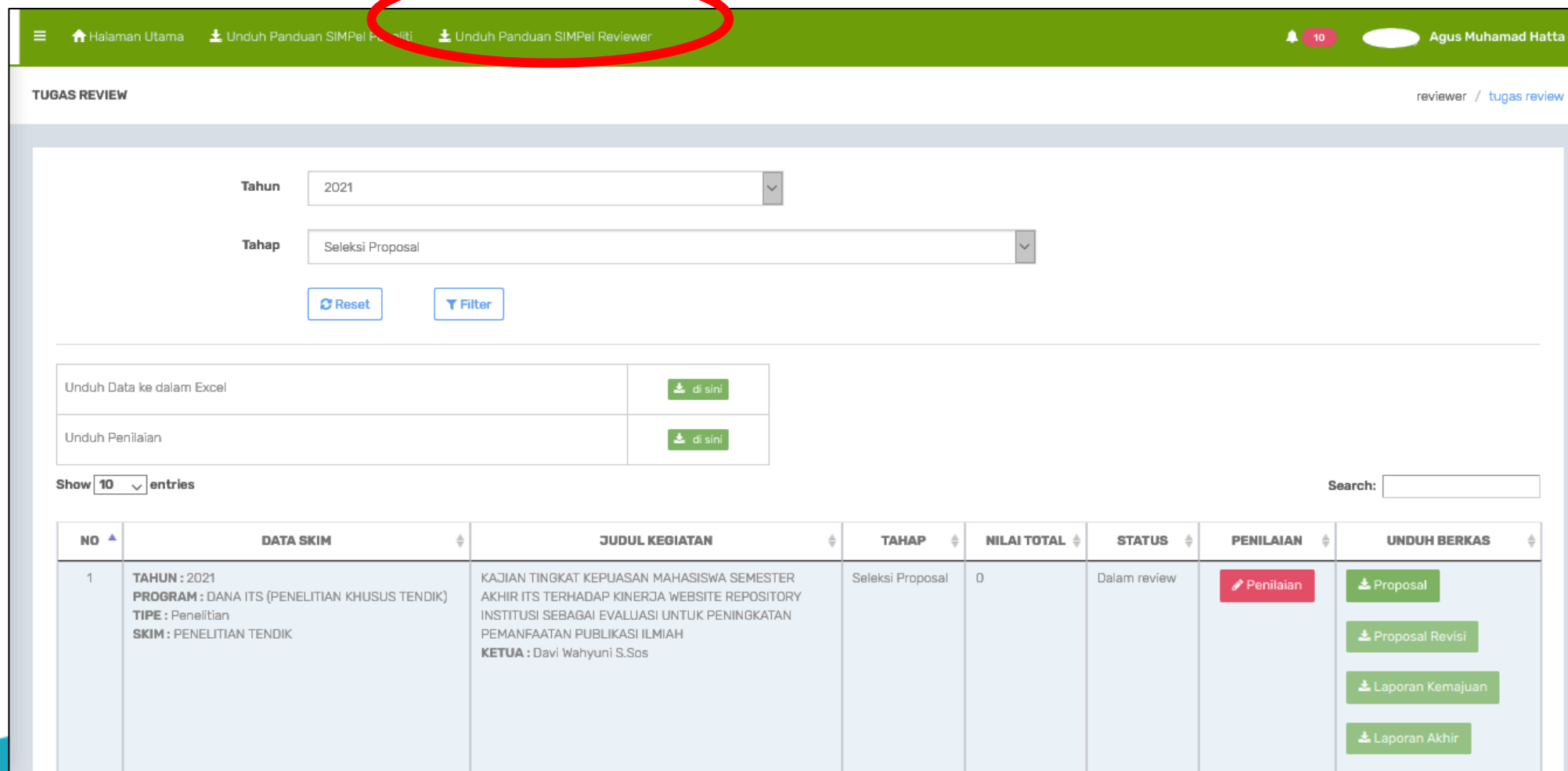
2. Setelah berhasil login, pilih Menu “**Reviewer**” lalu pilih “**Tugas Review**”



The screenshot displays the SIMPEL ITS web application interface. The top navigation bar is green and contains the SIMPEL ITS logo, a home icon, and links for 'Halaman Utama', 'Unduh Panduan SIMPEl Peneliti', and 'Unduh Panduan SIMPEl Reviewer'. The left sidebar menu includes 'Dashboard', 'Data', 'Kegiatan', 'Reviewer', 'Tugas Review', 'Alokasi Review', and 'Aproval Direktur'. The 'Reviewer' menu item is circled in red. The main content area is titled 'TUGAS REVIEW' and features two dropdown menus for 'Tahun' and 'Tahap', both currently set to '-- PILIH TAHUN --' and '-- PILIH TAHAP --'. Below these are 'Reset' and 'Filter' buttons. At the bottom, there is a 'Show 10 entries' dropdown menu.

# TATA CARA PENILAIAN MELALUI SIMPEL ITS

3. Silahkan Pilih **Tahun 2021** dan **Tahap : Seleksi Proposal**. Setelah itu klik **“Filter”**. Reviewer dapat unduh panduan SIMPEL Reviewer seperti yang ditunjukkan pada lingkaran berikut

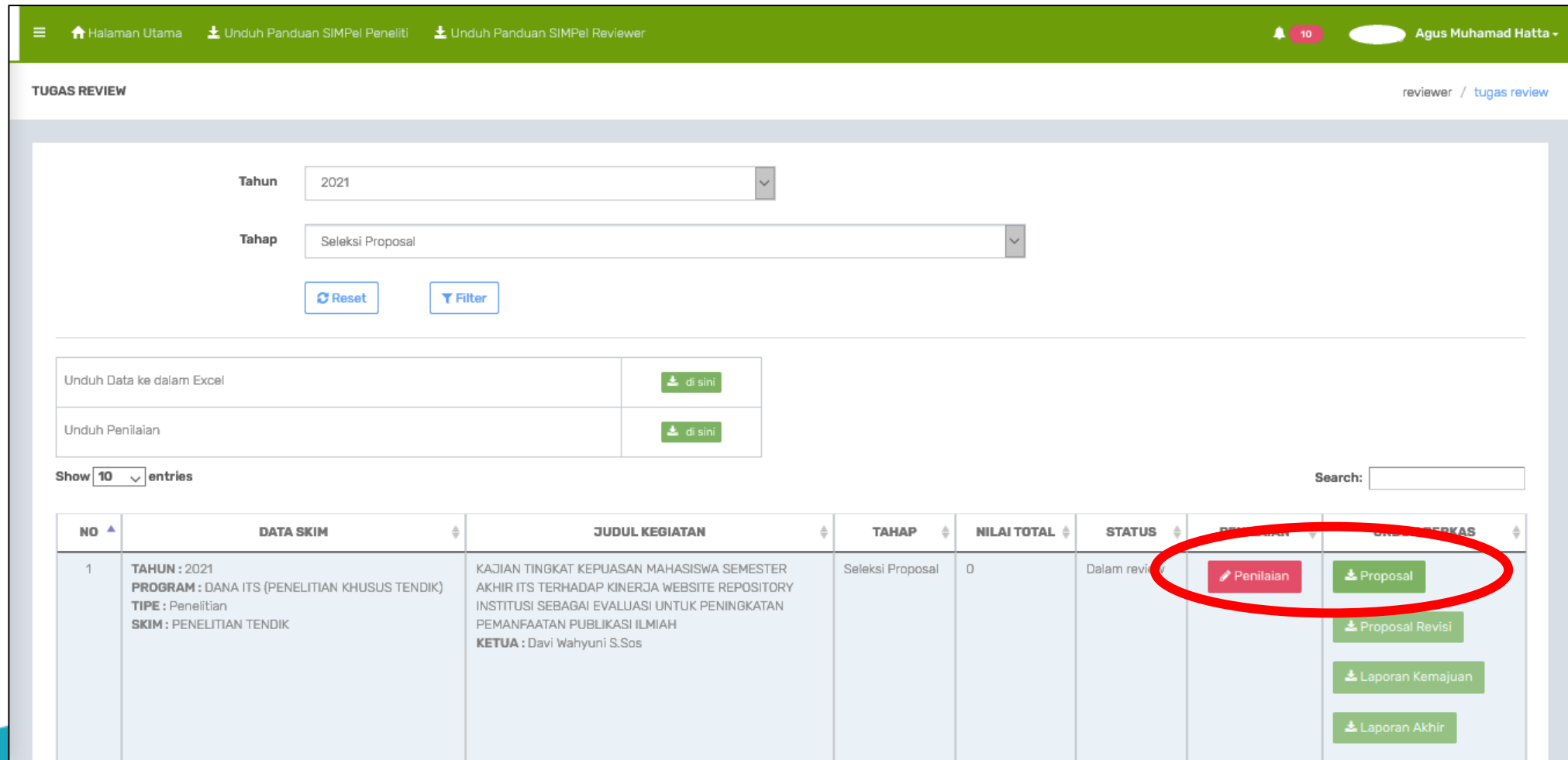


The screenshot shows the SIMPEL ITS Reviewer interface. The top navigation bar is green and contains several links: 'Halaman Utama', 'Unduh Panduan SIMPEL Reviewer', and 'Unduh Panduan SIMPEL Reviewer'. The 'Unduh Panduan SIMPEL Reviewer' link is circled in red. The main content area is titled 'TUGAS REVIEW' and contains a search form with 'Tahun' set to '2021' and 'Tahap' set to 'Seleksi Proposal'. Below the search form are 'Reset' and 'Filter' buttons. There are also two download links: 'Unduh Data ke dalam Excel' and 'Unduh Penilaian', both with 'di sini' buttons. A table below shows a list of entries with columns: NO, DATA SKIM, JUDUL KEGIATAN, TAHAP, NILAI TOTAL, STATUS, PENILAIAN, and UNDUH BERKAS. The first entry is for 'TAHUN : 2021' and 'TAHAP : Seleksi Proposal'. The 'UNDUH BERKAS' column for this entry contains four download buttons: 'Proposal', 'Proposal Revisi', 'Laporan Kemajuan', and 'Laporan Akhir'.

| NO | DATA SKIM  | JUDUL KEGIATAN   | TAHAP            | NILAI TOTAL | STATUS       | PENILAIAN | UNDUH BERKAS   |
|----|--|--|------------------|-------------|--------------|-----------|--|
| 1  | TAHUN : 2021<br>PROGRAM : DANA ITS (PENELITIAN KHUSUS TENDIK)<br>TIPE : Penelitian<br>SKIM : PENELITIAN TENDIK | KAJIAN TINGKAT KEPUASAN MAHASISWA SEMESTER AKHIR ITS TERHADAP KINERJA WEBSITE REPOSITORY INSTITUSI SEBAGAI EVALUASI UNTUK PENINGKATAN PEMANFAATAN PUBLIKASI ILMIAH<br>KETUA : Davi Wahyuni S.Sos | Seleksi Proposal | 0           | Dalam review | Penilaian | Proposal<br>Proposal Revisi<br>Laporan Kemajuan<br>Laporan Akhir |

# TATA CARA PENILAIAN MELALUI SIMPEL ITS

4. Klik “**Proposal**” untuk mengunduh proposal yang akan dinilai. Setelah itu klik “**Penilaian**” untuk melakukan penilaian

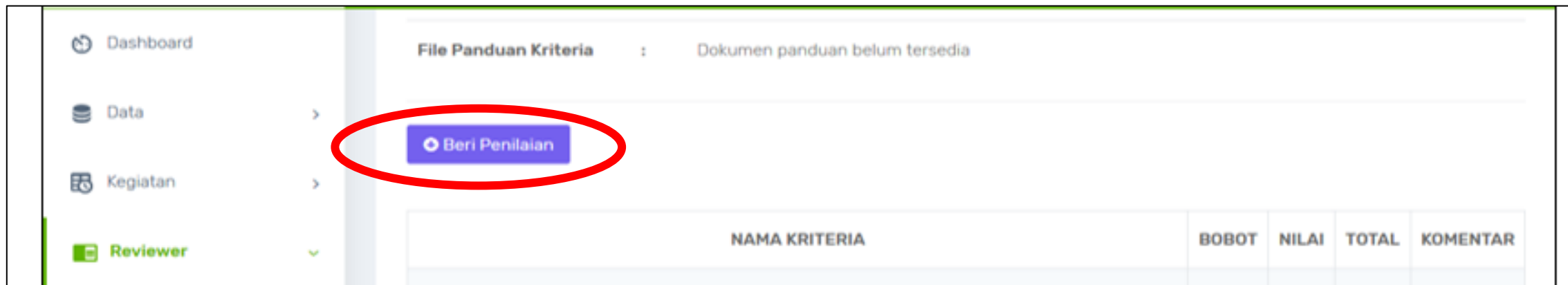


The screenshot shows the 'TUGAS REVIEW' interface. At the top, there are navigation links for 'Halaman Utama', 'Unduh Panduan SIMPel Peneliti', and 'Unduh Panduan SIMPel Reviewer'. The user's name 'Agus Muhamad Hatta' and a notification count of '10' are displayed. Below the navigation, there are filter options for 'Tahun' (2021) and 'Tahap' (Seleksi Proposal), along with 'Reset' and 'Filter' buttons. There are also download links for 'Unduh Data ke dalam Excel' and 'Unduh Penilaian'. A table with 8 columns is shown, with the 'Penilaian' button in the first row highlighted by a red circle.

| NO | DATA SKIM  | JUDUL KEGIATAN  | TAHAP            | NILAI TOTAL | STATUS       | PENILAIAN        | UNDUH BERKAS   |
|----|--|---|------------------|-------------|--------------|------------------|--|
| 1  | <b>TAHUN</b> : 2021<br><b>PROGRAM</b> : DANA ITS (PENELITIAN KHUSUS TENDIK)<br><b>TIPE</b> : Penelitian<br><b>SKIM</b> : PENELITIAN TENDIK | KAJIAN TINGKAT KEPUASAN MAHASISWA SEMESTER AKHIR ITS TERHADAP KINERJA WEBSITE REPOSITORY INSTITUSI SEBAGAI EVALUASI UNTUK PENINGKATAN PEMANFAATAN PUBLIKASI ILMIAH<br><b>KETUA</b> : Davi Wahyuni S.Sos | Seleksi Proposal | 0           | Dalam revisi | <b>Penilaian</b> | <b>Proposal</b><br><b>Proposal Revisi</b><br><b>Laporan Kemajuan</b><br><b>Laporan Akhir</b> |

# TATA CARA PENILAIAN MELALUI SIMPEL ITS

5. Setelah melakukan langkah No.4, silahkan Klik “**Beri Penilaian**” untuk memberi skor sesuai kriteria



The screenshot displays the ITS SIMPEL interface. On the left, there is a navigation menu with the following items: Dashboard, Data, Kegiatan, and Reviewer. The main content area shows a message: "File Panduan Kriteria : Dokumen panduan belum tersedia". Below this message, a purple button labeled "Beri Penilaian" is circled in red. At the bottom of the interface, there is a table with the following columns: NAMA KRITERIA, BOBOT, NILAI, TOTAL, and KOMENTAR.

| NAMA KRITERIA | BOBOT | NILAI | TOTAL | KOMENTAR |
|---------------|-------|-------|-------|----------|
|---------------|-------|-------|-------|----------|

# TATA CARA PENILAIAN MELALUI SIMPEL ITS

6. Setelah itu silahkan isi nilai dan komentar pada tiap-tiap kriteria penilaian, dan silahkan isi Rekomendasi Dana beserta komentar umum. Pengisian “**Rekomendasi Dana**” diisi tanpa titik dan/ atau koma. Jika kolom penilaian sudah terisi semua, klik “**Simpan Penilaian**”.

|                            |    |   |   |                   |
|----------------------------|----|---|---|-------------------|
| Kelayakan Penelitian       | 20 | Pilih Nilai                               | 0 | masukkan komentar |
| Metode dan Rencana Kerja   | 20 | Pilih Nilai<br>1<br>2<br>3<br>5<br>6<br>7 | 0 | masukkan komentar |
| Tinjauan Pustaka           | 20 | Pilih Nilai                               | 0 | masukkan komentar |
| Potensi tercapainya luaran | 20 | Pilih Nilai                               | 0 | masukkan komentar |
| NILAI TOTAL                |    |   | 0 |                   |

Rekomendasi Dana

Rekomendasi Tahun

Komentar

**TERIMA KASIH**