

## Lampiran 3

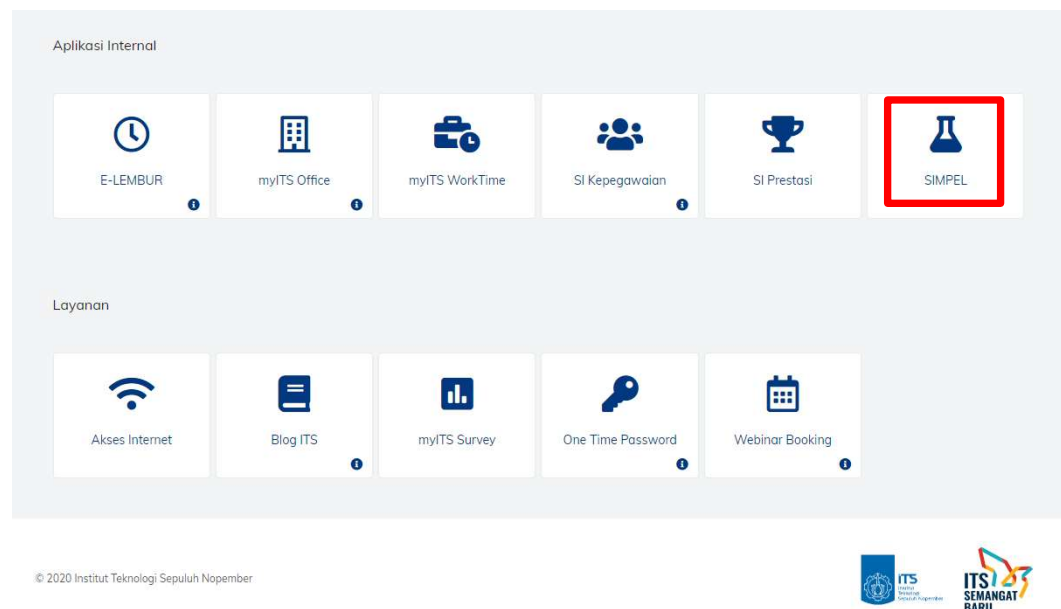
### Panduan Unggah Dokumen Kemajuan di SIMPEL ITS

Alurnya:

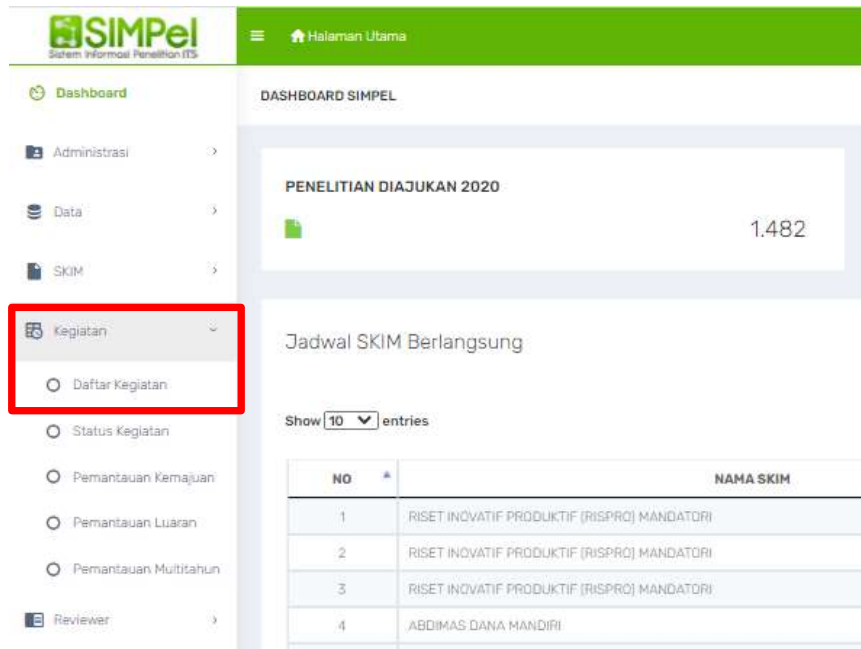
1. Login SIMPEL ITS.



2. Lalu pilih menu SIMPEL



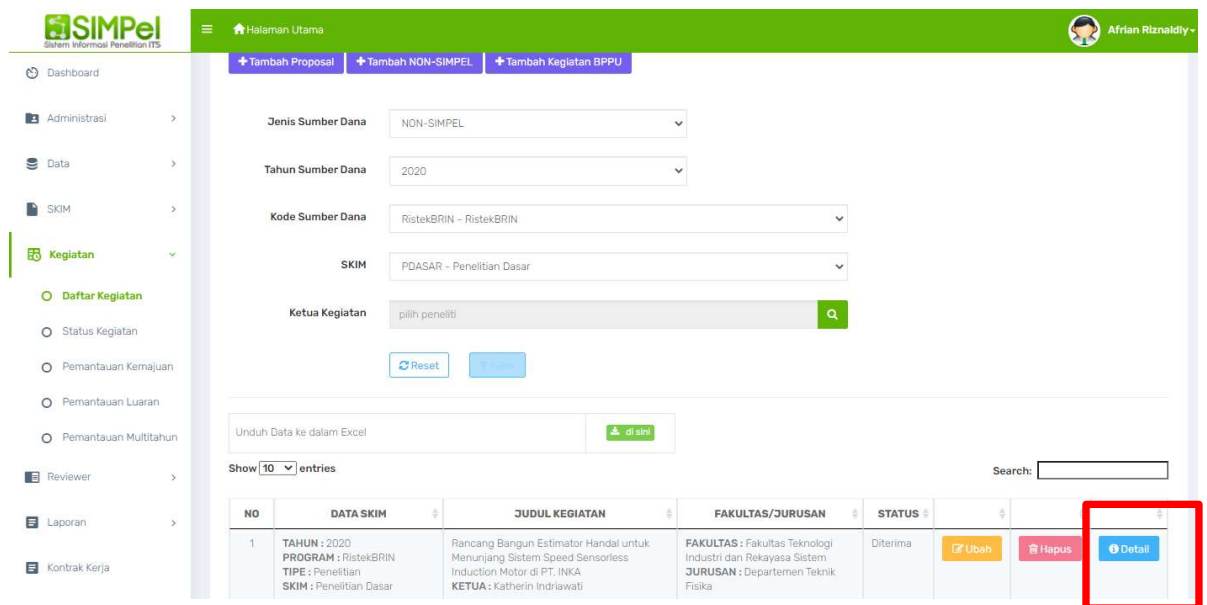
### 3. Pilih Menu Kegiatan dan Daftar Kegiatan



The screenshot shows the SIMPel dashboard. The left sidebar contains a menu with 'Kegiatan' highlighted in red. Under 'Kegiatan', 'Daftar Kegiatan' is selected. The main content area displays 'DASHBOARD SIMPEL' with a card for 'PENELITIAN DIAJUKAN 2020' showing 1,482 items. Below this is a section for 'Jadwal SKIM Berlangsung' with a table of ongoing SKIM activities.

NO	NAMA SKIM
1	RISET INOVATIF PRODUKTIF (RISPRO) MANDATORI
2	RISET INOVATIF PRODUKTIF (RISPRO) MANDATORI
3	RISET INOVATIF PRODUKTIF (RISPRO) MANDATORI
4	ABDIMAS DANA MANDIRI

### 4. Klik Detail sesuai judul yang dimaksud



The screenshot shows the 'Daftar Kegiatan' page in SIMPel. The page has a form for adding activities with fields for 'Jenis Sumber Dana', 'Tahun Sumber Dana', 'Kode Sumber Dana', 'SKIM', and 'Ketua Kegiatan'. Below the form is a table of activities. The 'Detail' button for the first activity is highlighted in red.

NO	DATA SKIM	JUDUL KEGIATAN	FAKULTAS/JURUSAN	STATUS			
1	TAHUN : 2020 PROGRAM : RistekBRIN TIPE : Penelitian SKIM : Penelitian Dasar	Rancang Bangun Estimator Handal untuk Menunjang Sistem Speed Sensorless Induction Motor di PT. INKA KETUA : Katherin Indriawati	FAKULTAS : Fakultas Teknologi Industri dan Rekayasa Sistem JURUSAN : Departemen Teknik Fisika	Diterima	Ubah	Hapus	Detail

## 5. Pilih Unggah File

The screenshot shows the SIMPel interface. The top navigation bar is green with the SIMPel logo and 'Halaman Utama'. The left sidebar contains menu items: Dashboard, Administrasi, Data, SKIM, Kegiatan (expanded), Daftar Kegiatan, Status Kegiatan, Pemantauan Kemajuan, Pemantauan Luaran, and Pemantauan Multitahun. The main content area is titled 'DETAIL KEGIATAN' and features four tabs: 'Data Kegiatan' (active), 'Bidang dan Luaran', 'Anggota', and 'Unggah File' (highlighted with a red box). Below the tabs, a form displays activity details:

Tahun Sumber Dana	:	2020
Sumber Dana	:	RistekBRIN - RistekBRIN
SKIM	:	PDASAR - Penelitian Dasar
Tahun Aktif	:	2020
Judul	:	Rancang Bangun Estimator Handal untuk Menunjang Sistem Speed Sensorless I
Abstraksi	:	

## 6. Klik Unggah pada menu : proposal revisi, laporan kemajuan, logbook termin I, laporan keuangan termin I (SPTB Tahap I)

The screenshot shows the SIMPel interface. The top navigation bar is green with the SIMPel logo and 'Halaman Utama'. The left sidebar contains menu items: Dashboard, Administrasi, Data, SKIM, Kegiatan (expanded), Daftar Kegiatan, Status Kegiatan, Pemantauan Kemajuan, Pemantauan Luaran, Pemantauan Multitahun, Reviewer, and Laporan. The main content area features four tabs: 'Data Kegiatan', 'Bidang dan Luaran', 'Anggota', and 'Unggah File' (highlighted with a red box). Below the tabs, the text reads: 'Jadwal Terbaru : Pengumpulan Laporan Kemajuan 31-08-2020 sampai 18-09-2020 **Aktif**'. A note states: 'Keterangan : Berkas yang diunggah hanya berkas dengan ekstensi .PDF Ukuran berkas maksimal 5 MB'. A table lists activity types with their status and upload buttons:

JENIS KEMAJUAN	STATUS KEMAJUAN	TANGGAL UNGGAH	
Proposal Daftar <a href="#">Unduh Lembar Pengesahan</a>	Belum Ada	-	<a href="#">Unggah</a>
Aproval			
Proposal Revisi	Belum Ada	-	<a href="#">Unggah</a>
Laporan Kemajuan <a href="#">Unduh Lembar Pengesahan</a>	Belum Ada	-	<a href="#">Unggah</a>
Laporan Keuangan Termin 1	Belum Ada	-	<a href="#">Unggah</a>
Logbook Termin 1	Belum Ada	-	<a href="#">Unggah</a>

7. Pilih file yg akan diunggah (file dalam bentuk PDF maks. 5 MB) selanjutnya klik Simpan

The screenshot displays the SIMPel (Sistem Informasi Penelitian ITS) interface. A modal window titled "Unggah File Proposal Revisi" is open, allowing a user to upload a file for a proposal revision. The modal includes a dropdown menu for "Jenis File" set to "Proposal Revisi", a "File\*" input field with a "Choose File" button and "No file chosen" text, and a "Keterangan \* : wajib diisi" field. At the bottom of the modal, there are "Close" and "Simpan" buttons. The background shows a sidebar with navigation options like "Dashboard", "Administrasi", "Data", "SKIM", and "Kegiatan", and a main content area with a table of activities.

JENIS	STATUS	ACTION	ACTION
Proposal Daftar	Unduh	Unggah	Unduh
Proposal Revisi	Belum Ada	Unggah	Unduh
Laporan Kemajuan	Unduh Lembar Pengesahan	Unggah	Unduh
Laporan Keuangan Termin 1	Belum Ada	Unggah	Unduh
Logbook Termin 1	Belum Ada	Unggah	Unduh